

NOTICE DE MONTAGE
INSTRUCTIONS FOR ASSEMBLY
MONTAGEANLEITUNG
GEBRUIKSAANWIJZING
ISTRUZIONI DI MONTAGGIO
INSTRUCCIONES DE MONTAJE
INSTRUÇÕES DE MONTAGEM



LE SAVOIR-FAIRE FRANÇAIS

Canapé d'accueil -
Gamme Eclipse

GARANTIE (voies cachées)
_ Référence produit à nous communiquer impérativement en cas de litige :
Voir étiquette apposée au dos du produit

GARANTIE (defekt)
_ In the event of complaint, it is essential to mention the product reference :
See label affixed to the back of the product.

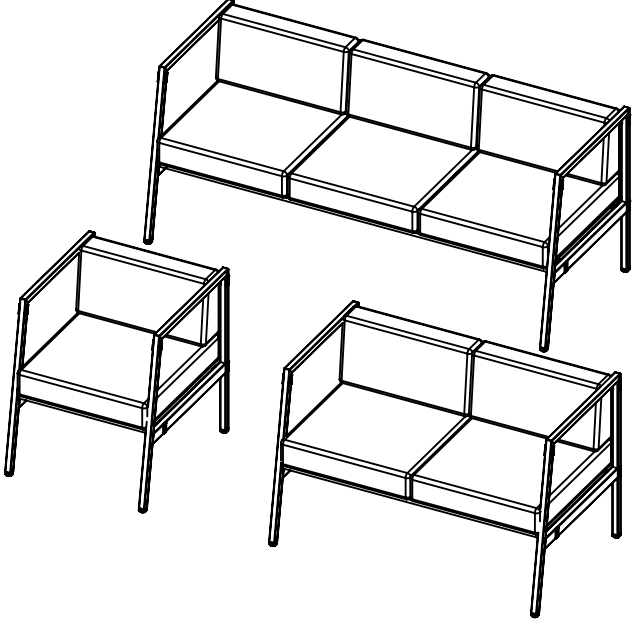
GARANTIE (fabrikationsfehler)
_ Im streitfall sit uns die produktreferenz mitzuteilen :
Siehe etikett auf produktuckseite.


WAARBORG (de verborgen gebreken)
_ Vermeld in geval van klachten altijd het productnummer :
Zie label op de achterzijde van het product

GARANZIA (vizi oculte)
_ Specificare obbligatoriamente il riferimento prodotto in caso di contestazioni :
Si veda l'etichetta applicata dietro il prodotto


GARANTIA (defectos ocultos)
_ Referencia de producto citese obligatoriamente en caso de reclamacion :
Ver etiqueta en la parte posterior del producto.

GARANTIA (vícios ocultos)
_ Em caso de reclamação indiq-nos imperativamente a referência do produto :
Ver etiqueta fixada na parte posterior do produto















































































































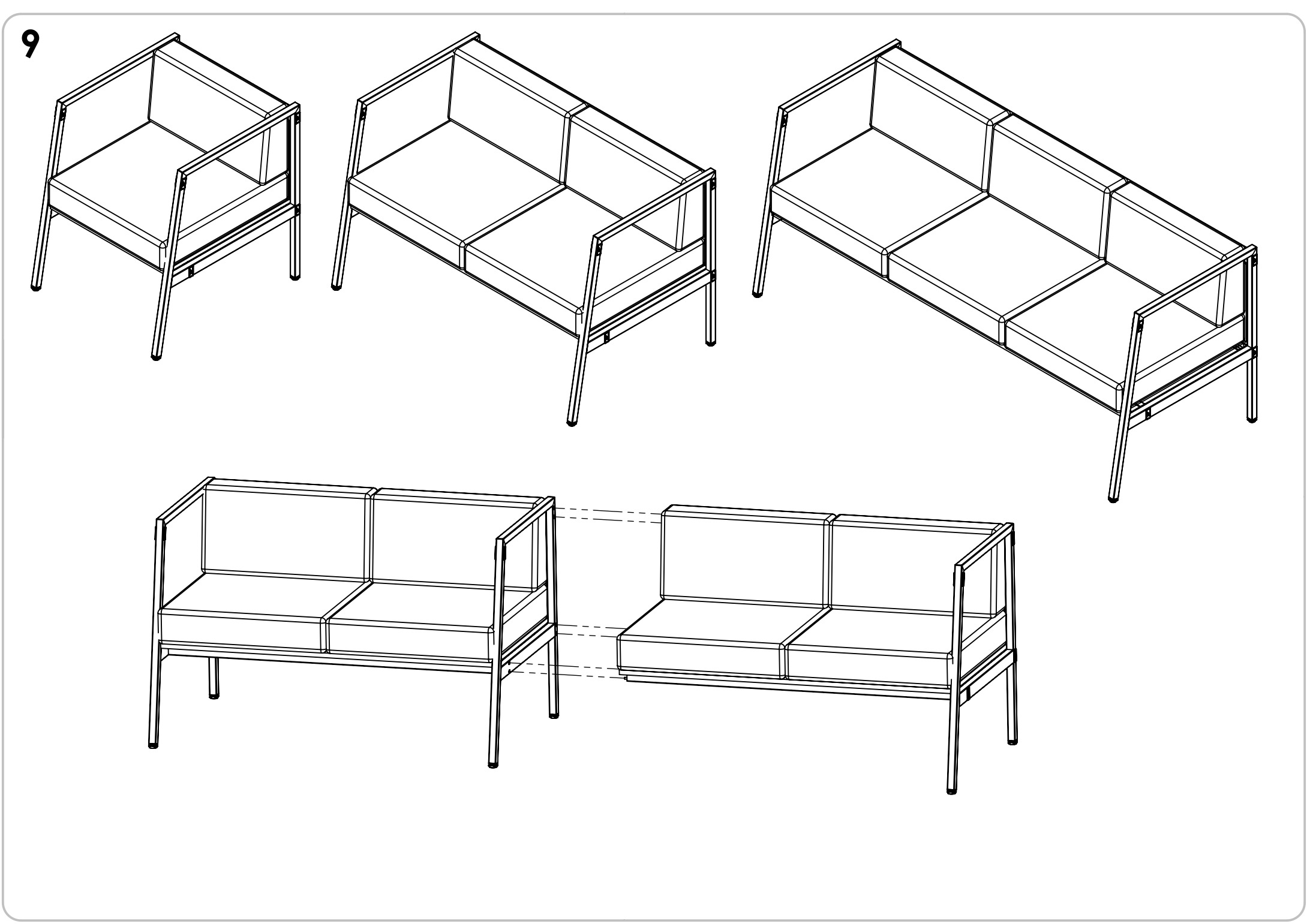
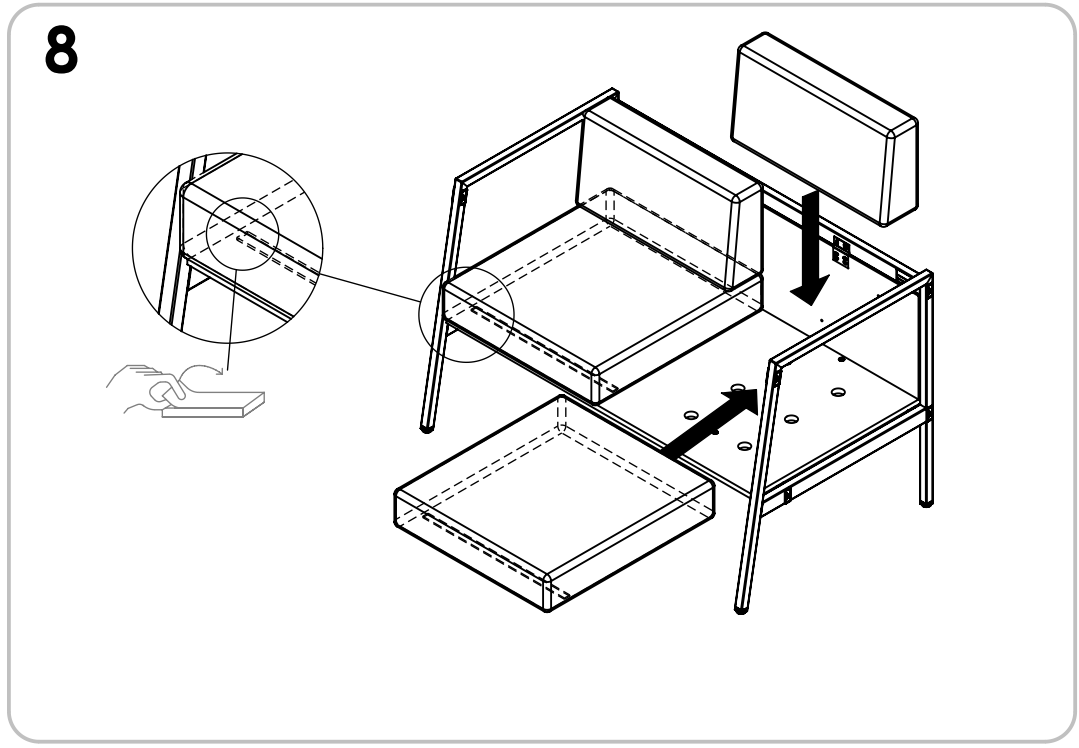
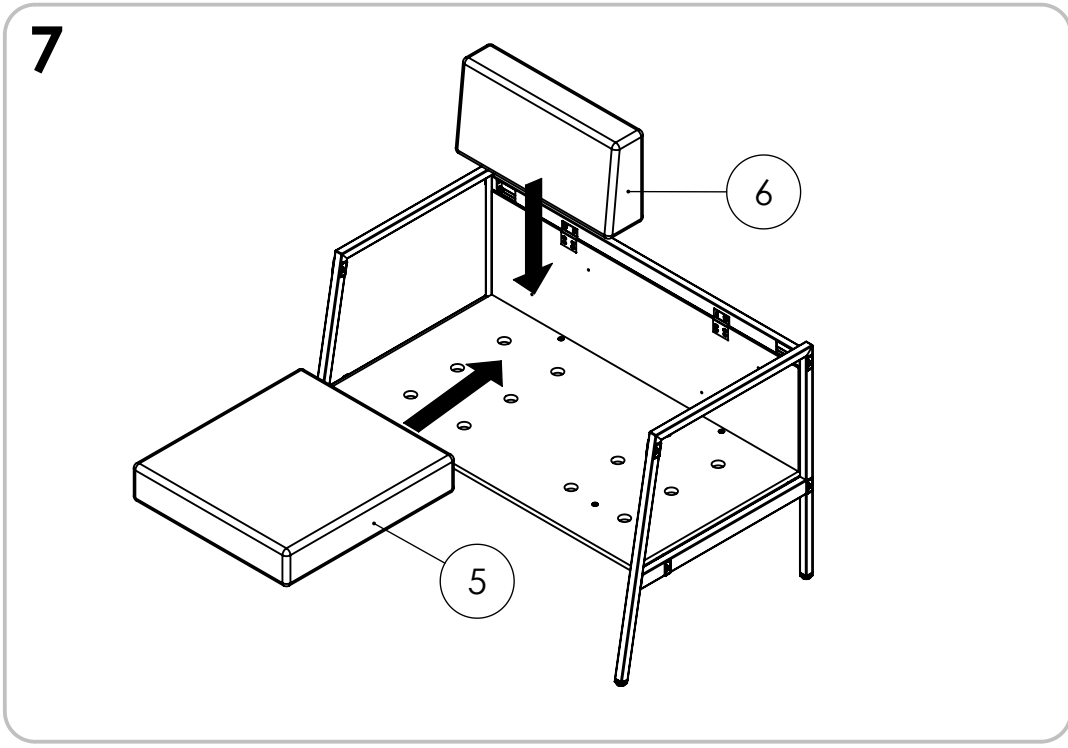
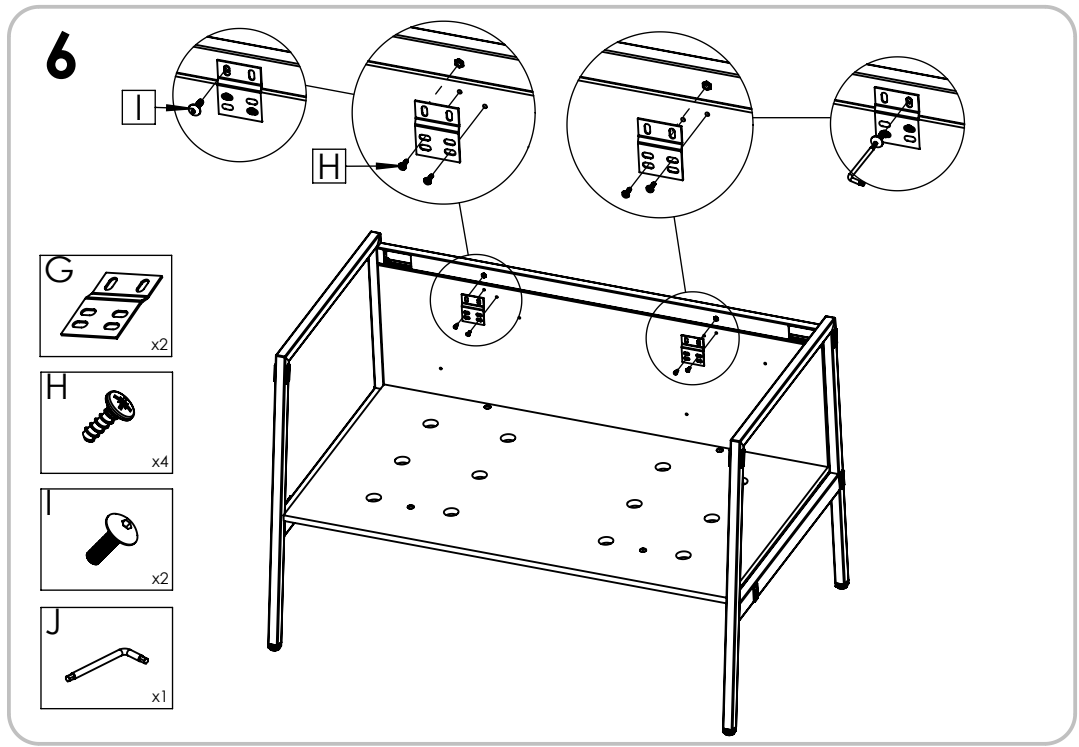
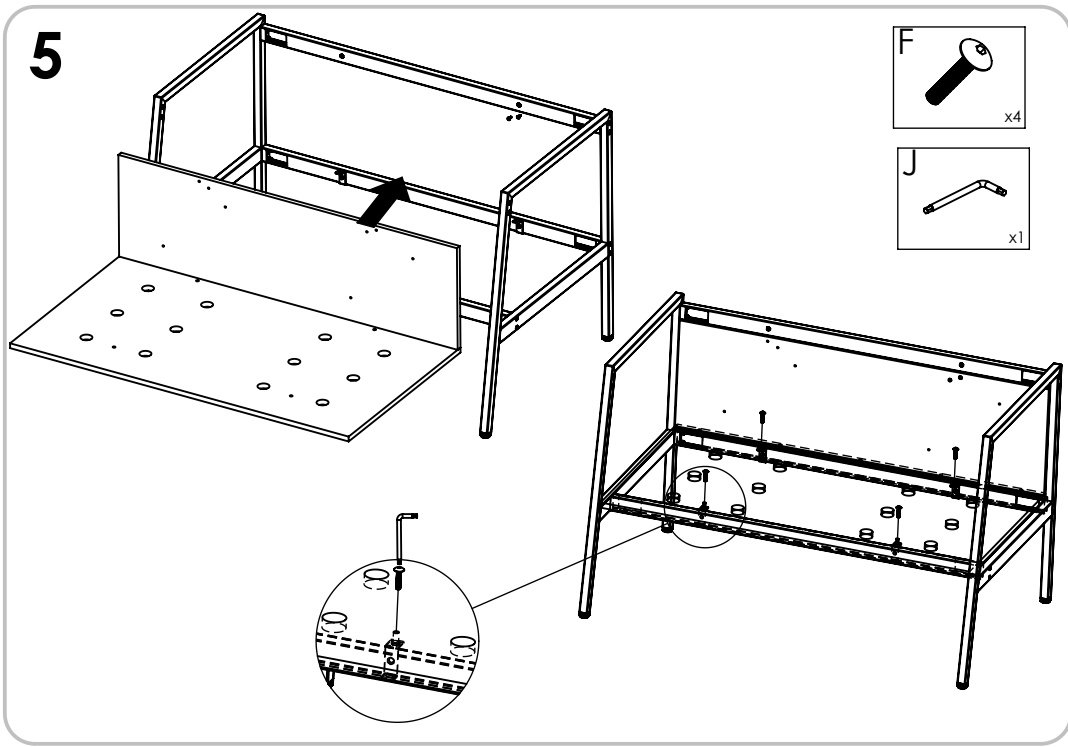
x1



30 Mn







NOTICE DE MONTAGE
INSTRUCTIONS FOR ASSEMBLY
MONTAGEANLEITUNG
GEBRUIKSAANWIJZING
ISTRUZIONI DI MONTAGGIO
INSTRUCCIONES DE MONTAJE
INSTRUÇÕES DE MONTAGEM



LE SAVOIR-FAIRE FRANÇAIS

Canapé d'accueil -
Gamme Eclipse

GARANTIE (vices cachés)
_ Référence produit à nous communiquer impérativement en cas de litige :
Voir étiquette apposée au dos du produit

GARANTIE (defekt)
_ In the event of complaint, it is essential to mention the product reference :
See label affixed to the back of the product.

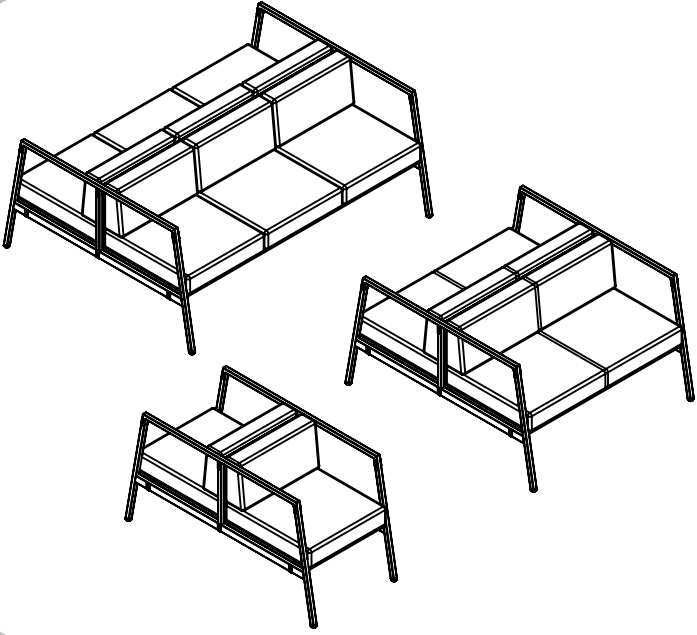
GARANTIE (fabrikatiefout)
_ Im streitfall sit uns die produktreferenz mitzuteilen :
Siehe etikett auf produktrückseite.


WAARBORG (de verborgen gebreken)
_ Vermeld in geval van klachten altijd het productnummer :
Zie label op de achterzijde van het product

GARANZIA (vizi occulti)
_ Specificare obbligatoriamente il riferimento prodotto in caso di contestazioni :
Si veda l'etichetta applicata dietro il prodotto


GARANTIA (defectos ocultos)
_ Referencia de producto citese obligatoriamente en caso de reclamacion :
Ver etiqueta en la parte posterior del producto.

GARANTIA (vícios ocultos)
_ Em caso de reclamação indiqu-nos imperativamente a referência do produto :
Ver etiqueta fixada na parte posterior do produto

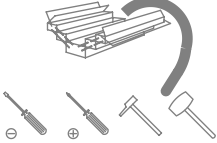






x1

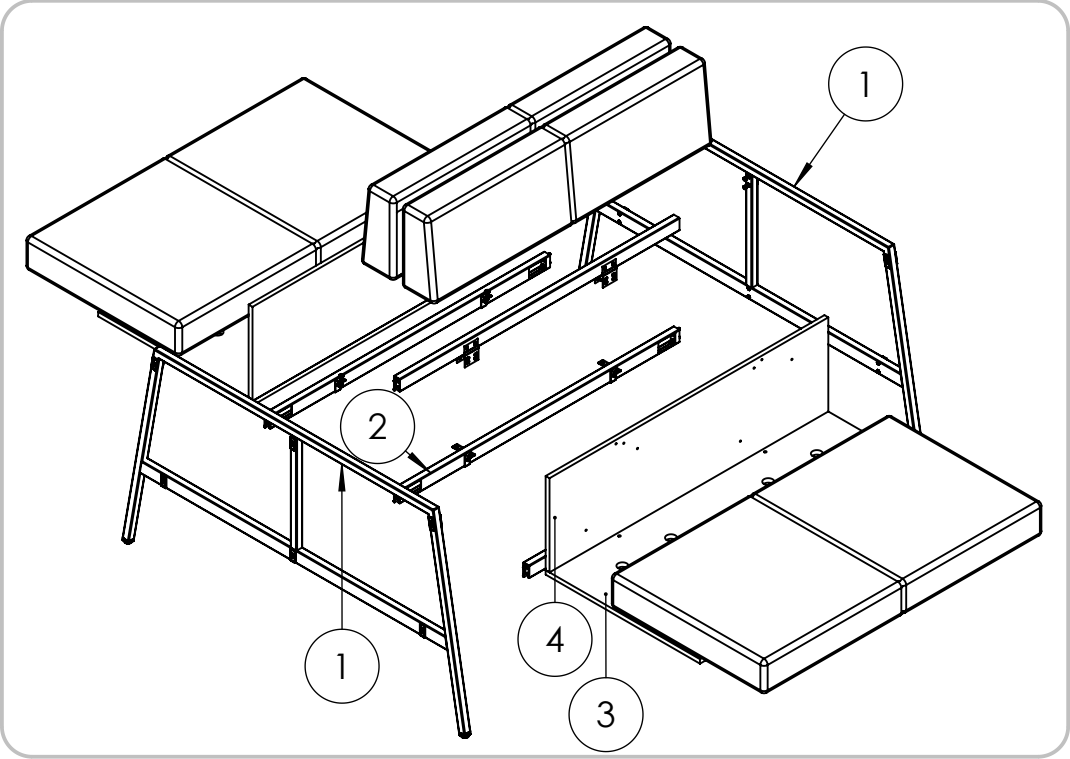


45 Mn









NOMENCLATURE		
(Parts list) (Stückliste) (Onderdelenlijst) (Nomenclatura) (Lista de peças)		
Rep.	Pièce	Qté
1	Pied Banquette Duo	2
2	Traverse	4
3	Panneau assise	2
4	Panneau dossier	2
5	ASSISE BANQUETTE	2/4/6
6	DOSSIER BANQUETTE	2/4/6

QUINCAILLERIE		
(Hardware) (Beschläge) (Ijzerwaren) (Ferramentas) (Herrajes) (Quinilharia)		
Rep.	Pièce	Qté
A	VIS TCHC M6x25	16
B	Bouchon B	16
C	Vis 7x50	6/10
D	VIS TCHC M6x20	6
E	Equerre	8
F	Vis TRL M6x30	8
G	Platine	4
H	VIS Euro L 13mm	8
I	Vis TRL M6x20	2
J	Vis 4x30	8
K	Clé de 4mm	1
L	Clé de 5mm	1

A

B

C

D

E

F

G

H

I

J

K

L

M

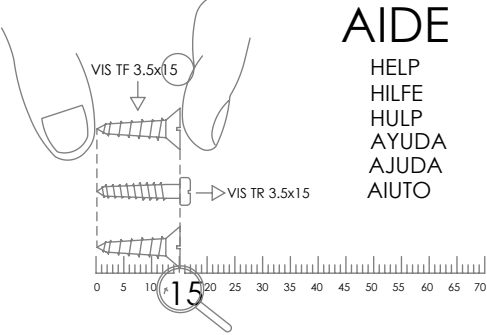
N

O

P


Q

R

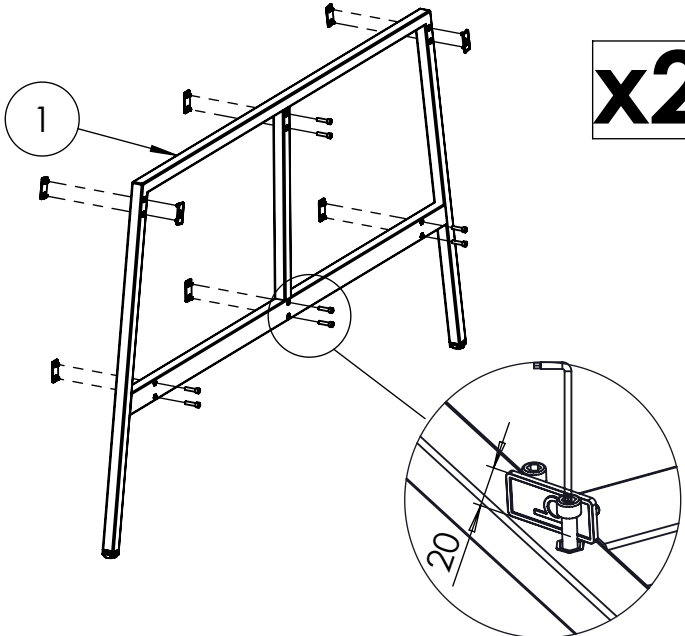


AIDE


HELP
HILFE
HULP
AYUDA
AJUDA
AIUTO




1




x2

A

x16

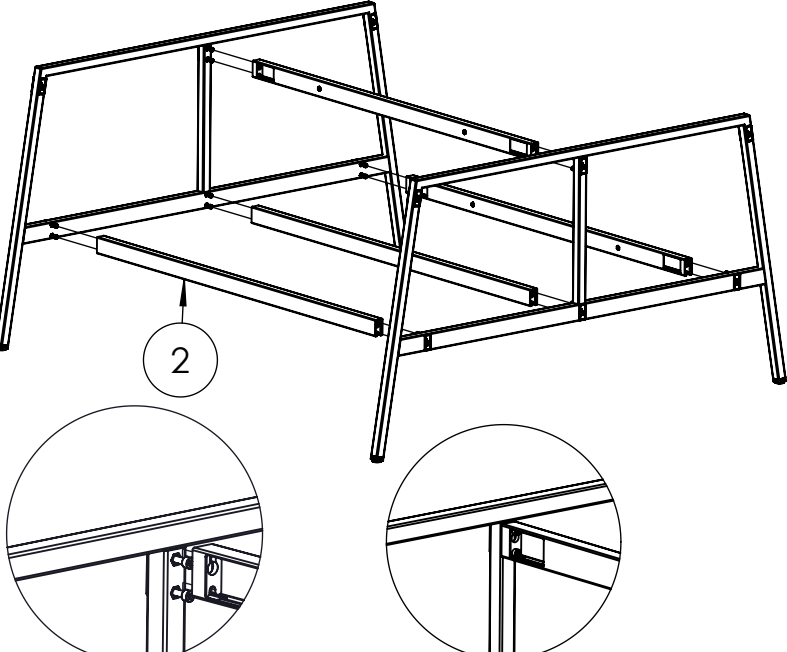
B

x16


L

x1

2

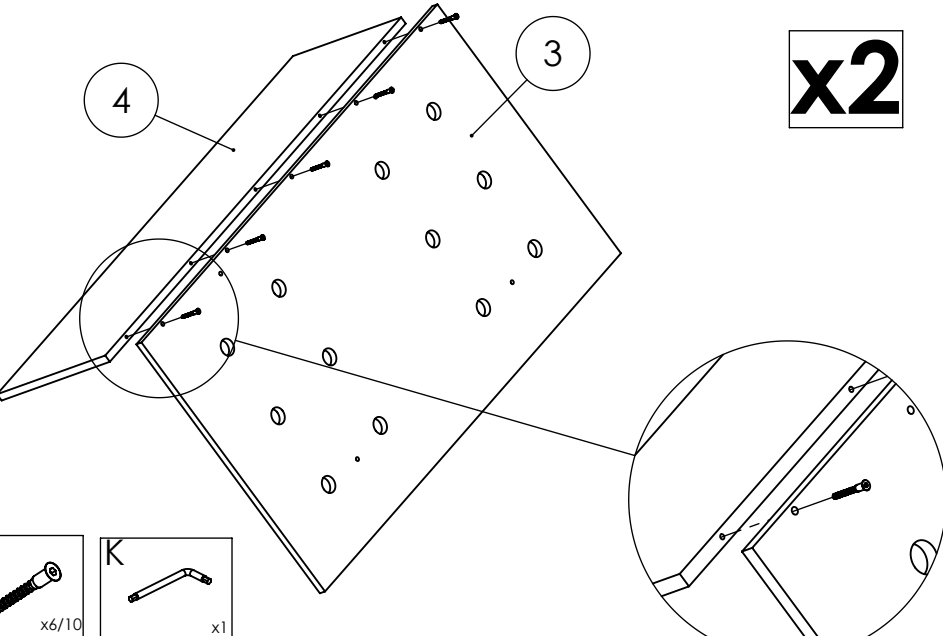


L




x1


3




x2

C

x6/10

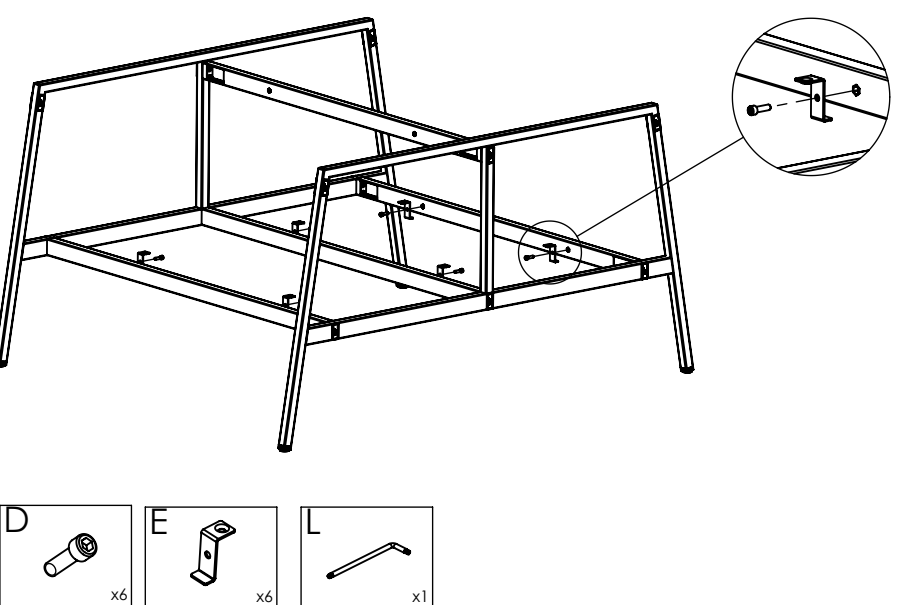
K


x1

L


x1

4




D

x6

E

x6

L

x1

